

WE LEAD.
WE LEARN.



WISA®-FORM MAXI BIRCH WISA®-FORM SUPER MAXI BIRCH

WISA-Form Maxi Birch and WISA-Form Super Maxi Birch are phenolic film coated panels for use as concrete shuttering in highly demanding applications where a high quality concrete finish and a high number of re-uses are required.

Base Board

Birch plywood, made of thin 1.4 mm veneers. Base panel birch throughout.

Bonding

Phenolic resin cross-bonded weather resistant glueing according to EN 314-2/class 3 (DIN 68705 Teil 3: BFU 100; BS 6566 Part 8: WBP).

Surface and edges

WISA-Form Maxi Birch has a coating weight for both sides is approx. 220 g/m². WISA-Form Super Maxi Birch has a coating weight for face 540 g/m² and reverse side 220 g/m².

Face and reverse: Brown phenolic film (abt. RAL 8017).

Edge protection: Two coats of water resistant paint. Only the top side can be used for concrete shuttering.

Machining

Edge and CNC machinings are available at request.

Thicknesses and weight

Nominal thickness (mm)	Number of plies	Min. thickness (mm)	Max. thickness (mm)	Weight kg/m ² (MC 10 %)
9	7	8.3	9.1	6
12	9	11.0	12.0	8
15	11	13.8	14.8	10
18	13	16.6	17.6	12
21	15	19.5	20.5	14
24	17	22.3	23.3	16

Moisture content: 10 ± 2 %

Reuses

The typical number of re-uses is likely to be in the range of 30 -80 times with WISA-Form Maxi Birch and 30 – 100 times WISA-Form Super Maxi Birch. However the number of re-uses will depend on a wide range of factors including good site practice, the required concrete finish, careful handling & storage of the forms and the type and quality of release agent.





Panel sizes

Maxi panels are 2000-12400 x 2000-2700 mm

Size tolerances

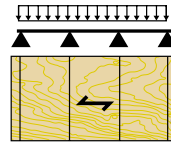
Length / width (mm)	Tolerance (mm)
< 1000	±1
1000 - 2000	±2
2001 - 6000	±3
> 6000	±5

Squareness tolerance: ±1 mm / 1000 mm length of diagonal

Design Data

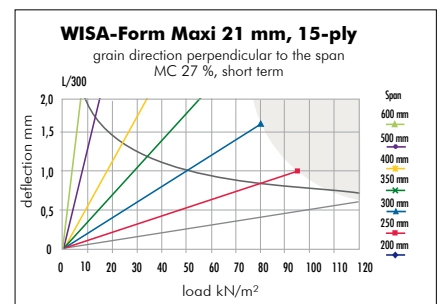
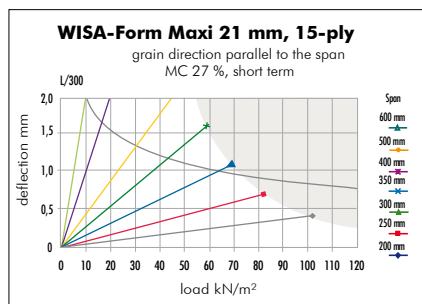
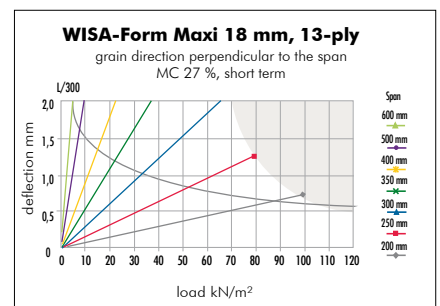
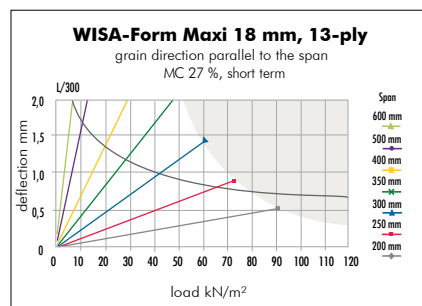
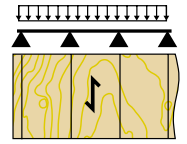
Face grain parallel to the span (||)

← grain direction of surface veneers



Face grain perpendicular to the span (⊥)

← grain direction of surface veneers



Instructions for use

The upper side of the panel is for concrete use.

See "Site guidance note for WISA-Form plywood" available from UPM.



UPM Plywood

Niemenkatu 16
P.O. Box 203
FI-15141 Lahti
Finland

Tel. +358 204 15 113
Fax +358 204 15 112

www.wisa.com

www.upm-kymmene.com

UPM policy is one of continuous development. We reserve the right to amend specifications without notice or obligation.